

Tug-of-war

The last quarter offered investors a good dose of volatility as the market shifted focus between a worsening outlook for a potentially full-blown trade war between China and the US and comments from the Fed, indicating that the case for easing monetary policy has strengthened. The overall result was a small increase in global equity markets. SKAGEN Vekst performed better than the overall market due to very strong performance from some of our large holdings.

Contributors

The two standout performers this quarter were the Norwegian renewable energy company Bonheur and the Russian gas company Gazprom. Bonheur has long been a favourite of ours, as the market has completely overlooked the fact that the company has altered its asset mix away from money-draining oil services towards profitable renewable energy assets. Bonheur's presence at a conference in late February clearly helped investor awareness of the story, and in May we saw the first sell-side analyst take up official coverage of the stock. While the stock has done well, the company still trades at a massive discount to underlying values and other renewable energy-related stocks. We also see further upside as the company continues to become more transparent and has great potential to improve its governance structure.

Another strong performer was Gazprom. Our core thesis has centred around a belief that the company trades at a very attractive dividend yield despite an extremely low pay-out ratio, and it was only a question of time before we would get meaningfully higher dividends. The company surprised everyone in May by changing their minimum pay-out ratio to 25% - thereby doubling the dividend. The company also announced plans that they would gradually move towards a 50% pay-out ratio over the coming 3 years - thereby doubling the dividend once again. While the stock has done well following these announcements, we still see significant upside, as the stock will trade at a dividend yield well north of 10% once the company moves to a 50% pay-out ratio. We also still think the market fails to see how a higher dividend will add some discipline to

the company's bloated capex program.

Our two oil service companies Borr Drilling and Northern Drilling were among the largest detractors to absolute return over the past three months. While the fundamental picture in terms of utilisation and day-rates are still moving in the right direction, it is not improving as fast as investors had hoped. It clearly does not help that oil companies continue to maintain their mantra of restrained use of capital for growth. While the above-mentioned stocks have not developed in exactly the way we had hoped, we still see them as attractive long-term investments as the current environment will lead to an adjustment on the supply side.

Portfolio activity

2018 was a perfect storm for a number of re-insurance companies, among them Korean Re, as the world was hit by an unusually high number of natural disasters. At the current valuation, the market is pricing in a scenario where 2018 is the new normal. While we have no insights into the recurrence of natural disasters going forward, we expect a rational industry to implement aggressive price increases to help restore profitability. We have already seen signs of price hikes, but as the stock has not reacted, we decided to increase our position in Korean Re.

We also increased our position in Gazprom as we think the initial reaction to the Gazprom announcement regarding its pay-out ratio underestimates the long-term positive implication on its capital allocation discipline.

In order to fund these investments, we reduced our position in AP Møller-Maersk following strong performance in April. We also reduced our position in the US-based meat producer Tyson Foods as the stock has done extremely well following the outbreak of African swine fever in China. Continued solid performance also led us to reduce the global property and casual insurance company Chubb.



Foto: Bloomberg

Outlook

While global stocks have generally fared well since the end of the financial crisis, the performance has been unevenly distributed. This has resulted in a situation where quality growth stocks trade at historically high valuations, while more capital-intensive industries often trade at valuation multiples not far below financial crisis levels. Importantly, a number of these companies have now become so cheap that the dividend yield is comparable to the normalised total return you would expect from the stock market.



Foto: Bloomberg

Thus, while the overall market does not look particularly cheap, we find underlying pockets of opportunities. For this reason, we have continued to move the portfolio towards more classic value cases. As always, this is done taking a bottom-up approach, favouring companies trading at depressed valuations, offering clear triggers, and paying an attractive dividend yield.

SKAGEN Vekst investerer i en aktivt forvaltet og diversifisert portefølje av undervurderte selskaper over hele verden. Halvparten av porteføljen er konsentrert rundt Norden.

Målet er å gi andelseierne best mulig risikostjustert avkastning over tid.

Fondet passer for investorer som har minst fem års investeringshorisont.

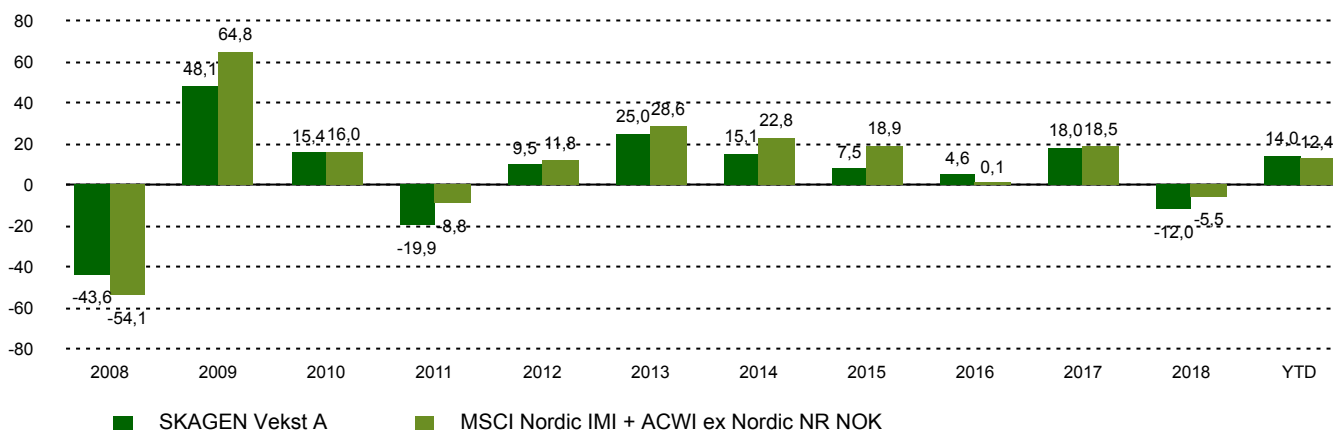
Historisk avkastning

Periode	SKAGEN Vekst A	Referanseindeks
Siste måned	4,4%	3,9%
Hittil i kvartal	4,3%	2,1%
Hittil i år	14,0%	12,4%
Siste år	5,6%	7,4%
Siste 3 år	10,8%	10,6%
Siste 5 år	7,1%	11,2%
Siste 10 år	9,1%	13,9%
Siden start	13,3%	10,2%

Fondsfakta

Type	Aksjefond
Domisil	Norge
Start dato	01.12.1993
Morningstarkategori	Global, Fleksibel kapitalisering
ISIN	NO0008000445
NAV	2461,30 NOK
Årlig forvaltningshonorar	1.00%
Totalkostnad (2018)	1.00%
Referanseindeks	MSCI Nordic IMI + ACWI ex Nordic NR NOK
Forvaltningskapital (mill.)	7231,13 NOK
Antall poster	50
Porteføljeforvalter	Søren Christensen

Avkastning siste 10 år



Bidragstyttere i kvartalet



Største positive bidragstyttere

Navn	Vekt (%)	Bidrag (%)
Bonheur ASA	3,64	1,23
Gazprom PJSC	1,99	0,92
Yara International ASA	3,68	0,64
DSV A/S	3,47	0,57
Citigroup Inc	4,68	0,52



Største negative bidragstyttere

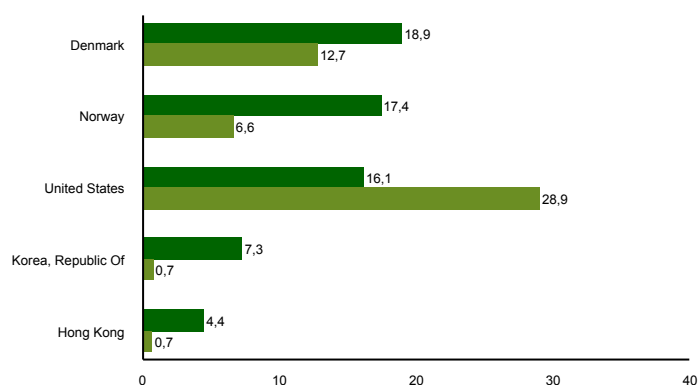
Navn	Vekt (%)	Bidrag (%)
Northern Drilling Ltd	1,65	-0,56
Borr Drilling Ltd	1,17	-0,55
Baidu Inc	0,91	-0,31
Novo Nordisk A/S	6,49	-0,24
Golar LNG Ltd	1,65	-0,23

I NOK for alle andelsklasser

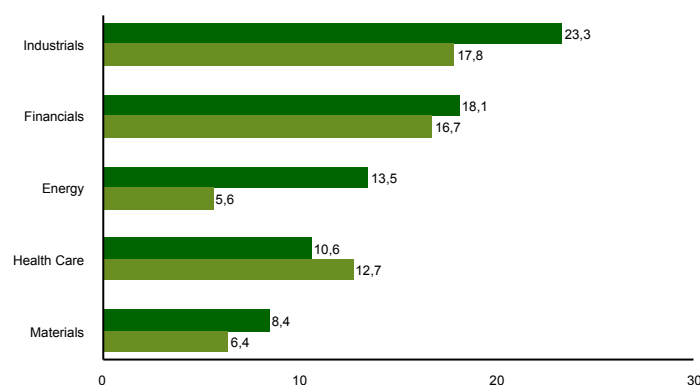
10 største investeringer

Navn	Sektor	Land	%
Novo Nordisk	Health Care	Denmark	6,6
Citigroup Inc	Financials	United States	4,7
Bonheur ASA	Industrials	Norway	4,1
Samsung Electronics	Information Technology	Korea, Republic Of	4,1
Yara International ASA	Materials	Norway	4,0
Royal Dutch Shell PLC	Energy	Nicaragua	3,7
DSV A/S	Industrials	Denmark	3,6
CK Hutchison Holdings Ltd	Industrials	Hong Kong	3,3
Carlsberg A/S	Consumer Staples	Denmark	3,1
Kinnevik AB	Financials	Malaysia	3,0
Samlet vektning			40,1

Landeksponering (topp 5)



Bransjefordeling (topp 5)



■ SKAGEN Vekst A ■ MSCI Nordic IMI + ACWI ex Nordic NR NOK

■ SKAGEN Vekst A ■ MSCI Nordic IMI + ACWI ex Nordic NR NOK

Kontakt



+47 51 80 39 00



kundeservice@skagenfondene.no



SKAGEN AS, Postboks 160, 4001 Stavanger

Viktig informasjon

All informasjon er basert på mest oppdaterte tall tilgjengelig. Med mindre noe annet er opplyst, vil avkastningsdata være relatert til andelsklasse A og vises etter fradrag for honorarer. Forvaltningskapital per utgangen av forrige måned. All informasjon er fremstilt av SKAGEN AS (SKAGEN) med mindre noe annet er opplyst. Alle SKAGENS aksje- og obligasjonsfond har dansk risikomerking gul. Historisk avkastning er ingen garanti for fremtidig avkastning. Fremtidig avkastning vil blant annet avhenge av markedsutviklingen, forvalterens dyktighet, fondets risikoprofil og forvaltningshonorar. Avkastningen kan bli negativ som følge av kurstap. Du kan laste ned mer informasjon fra våre nettsider eller vår lokale representant, herunder tegnings- og innløsningsblanketter, fondsprospekter, nøkkelinformasjon (KIID), forretningsvilkår, årsrapporter og månedlige rapporter. Vurderinger er basert på porteføljeforvalternes syn på et gitt tidspunkt og kan bli endret på ethvert tidspunkt uten nærmere varsel. Rapporten må ikke oppfattes som en anbefaling om å kjøpe eller selge finansielle instrumenter. SKAGEN fraskriver seg ethvert ansvar for direkte- og indirekte tap samt utgifter pådratt i forbindelse med bruk av eller forståelsen av innholdet i rapporten. Ansatte i SKAGEN vil kunne eie finansielle instrumenter utstedt av selskaper som er omtalt i rapporten eller som fondene har i sine porteføljer. Fondets investeringsmandat ble endret med virkning fra 01.01.2014 fra at fondet investerte minst 50 % av sine midler i Norge til at fondet investerer minst 50 % av sine midler i Norden. Dette betyr at avkastning før endringen ble oppnådd under andre omstendigheter enn i dag. Fondets referanseindeks er MSCI Nordic/MSCI AC ex. Nordic. Før 01.01.2014 var referanseindeksen en likt sammensatt referanseindeks av Oslo Børs Hovedindeks (OSEBX) og MSCI All Country World. Referanseindeksen før 01.01.2010 var Oslo Børs Hovedindeks (OSEBX).