

## Inflation in focus

SKAGEN Tellus lagged the benchmark index slightly in the quarter. The largest positive contributors to fund performance were our investments in the US and Indonesia thanks to very strong currencies. The largest detractors were our investments in Romania and Chile driven by higher credit spreads. During the quarter we added to our US and UK exposure and reduced our Indonesian, Uruguayan and Dominican Republic exposure as they moved closer to fair value. We also added a local Chilean bond as the currency looks undervalued in the medium to long term.

### Inflation and monetary policy in focus

As expected, the focus and debate around inflation continued in the third quarter and given the continued supply side pressures, this might drag on for some time. Actual consumer price increases are still high in many countries while inflation expectations have been relatively stable during the quarter. The latest increase in long-term interest rates can thus be ascribed mainly to increasing real rates reflecting expectations about central bank policy tightening. Both the European and Canadian central banks have reduced their asset purchases and the Federal Reserve has indicated intentions to reduce asset purchases soon. Several emerging market central banks have already tightened monetary policies significantly with interest rate hikes in large parts of South America and

Eastern Europe. The Norwegian central bank became the first among the industrialised countries to raise the policy rate in September and at the same time signalling several increases in the coming quarters. Given the economic backdrop this was expected, and the market currently fully price the bank's expected policy rate path.

We still agree with the general central bank view that the current high consumer price growth is mainly transitory. One can of course debate how long transitory is, but in our multi-year outlook we expect price pressures to be alleviated when supply side pressures subside. Noting the fact that central banks only control monetary variables in their policy setting, we deem current central bank actions in the US and Europe to be appropriately cautious. Current price increases are caused by a mismatch between supply and demand of real goods, hence changes in monetary variables will have little effect. We think it is appropriate to normalise policy as the reopening of the economy looks to be on track but note that when we return to something similar to a pre-pandemic monetary policy stance, it will still be highly accommodative. The European central bank has for instance indicated that it might increase its regular asset purchase program when the pandemic program ends.



Foto: Unsplash



Foto: Shutterstock

### Volatile politics

One political development of note this quarter is the ongoing turmoil in Romania where the prime minister is set to face a non-confidence vote in early October. This comes after several instances of disagreement among the parties in the ruling coalition and as a direct result to the prime minister's ousting of the finance minister in July. If the prime minister is forced to resign it will be the tenth PM change in as many years in Romania. The uncertainty has caused credit spreads to rise and currently they trade at quite attractive levels from a longer-term perspective. We acknowledge elevated risk due to the political noise, but we do not see it hampering the long-term economic outlook for the country significantly. It could in fact even be beneficial if it leads to an even more reform-oriented government taking the lead. In the short term there may be more noise, but we still find the fundamentals attractive relative to the pricing in Romania.

### Outlook

Interest rate levels are still at historically low levels in developed markets and we still anticipate rates moving higher going forward. The latest increase has however moved rates to a more normalised level. In Norway for example the government bond yields across the curve are close to their ten-year median levels. In emerging markets, the picture is quite different. With the jump in interest rates earlier this year and the recent rise, long-term interest rates in several countries are higher than their long-term averages. The difference is due to differing growth outlooks, inflation dynamics and credit risk and this creates opportunities for an unconstrained investor such as SKAGEN Tellus.

SKAGEN Tellus investerer i en aktivt forvaltet og diversifisert portefølje av hovedsakelig statsobligasjoner fra hele verden. Fondet passer for dem som ønsker å investere i et obligasjonsfond, enten alene eller som del i en veldiversifisert, og som har minst tre års investeringshorisont. Investorer bør tolerere valutasvingninger.

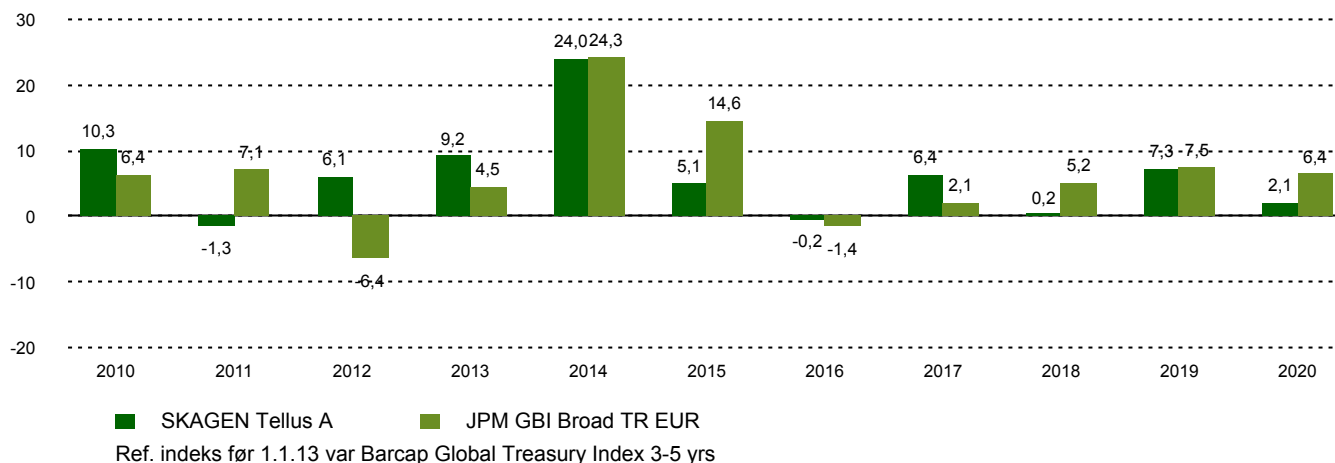
## Historisk avkastning

Periode	SKAGEN Tellus A	Referanseindeks
Siste måned	-1,6%	-1,9%
Hittil i kvartal	0,1%	0,3%
Hittil i år	-2,9%	-3,3%
Siste år	-7,1%	-10,6%
Siste 3 år	3,6%	6,2%
Siste 5 år	3,1%	3,2%
Siste 10 år	5,6%	5,2%
Siden start	5,2%	5,2%

## Fondsfakta

Type	Obligasjonsfond
Domisil	Norge
Start dato	29.09.2006
Morningstarkategori	Rente, Globale obligasjoner - EUR fokusert
ISIN	NO0010327786
NAV	104,55 NOK
Årlig forvaltningshonorar	0.80%
Referanseindeks	JPM GBI Broad TR EUR
Forvaltningskapital (mill.)	466,82 NOK
Rentefølsomhet	3,51
Vektet gj.sn. løpetid	4,44
Effektiv rente	2,51%
Antall poster	14
Porteføljeforvalter	Sondre Solvoll Bakketun

## Avkastning siste 10 år



## Bidragsyttere i kvartalet



## Største positive bidragsyttere

Navn	Vekt (%)	Bidrag (%)
United States Treasury	29,18	0,43
Uruguay Government	5,12	0,26
European Bank for Recon & Dev	6,30	0,25
Dominican Republic	2,52	0,24
Republic of Italy	2,97	0,05



## Største negative bidragsyttere

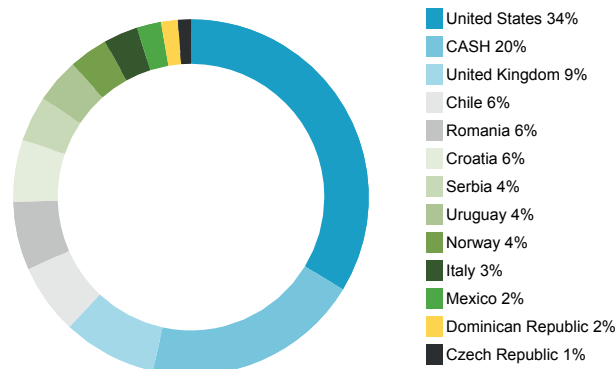
Navn	Vekt (%)	Bidrag (%)
Romanian Government	6,04	-0,26
Chile Government	6,17	-0,14
Serbia International	4,00	-0,10
United Kingdom	6,41	-0,08
Czech Republic	3,65	-0,06

I NOK for alle andelsklasser

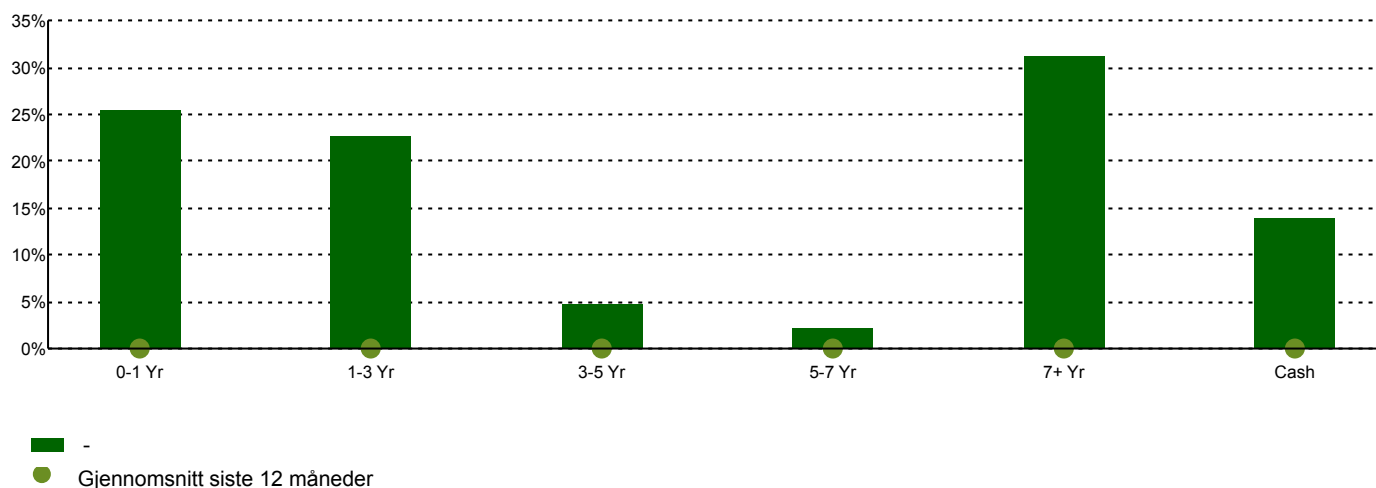
## 10 største investeringer

Navn	Prosent av fond
US Government	33,7
UK Government	8,6
Republic of Chile	6,4
Romanian Government	6,2
Republic of Croatia	5,7
International Finance Corp	5,0
Republic of Serbia	4,1
Oriental Republic of Uruguay	4,1
Kongeriket Norge	3,5
Italian Government	3,1
Total	80,3

## Landeksponering



## Tid til forfall



## Kontakt



+47 51 80 39 00



kundeservice@skagenfondene.no



SKAGEN AS, Postboks 160, 4001 Stavanger

## Viktig informasjon

All informasjon er basert på mest oppdaterte tall tilgjengelig. Med mindre noe annet er opplyst, vil avkastningsdata være relatert til andelsklasse A og vises etter fradrag for honorarer. All informasjon er fremstilt av SKAGEN AS (SKAGEN) med mindre noe annet er opplyst. Alle SKAGENS aksje- og obligasjonsfond har dansk risikomerking gul. Historisk avkastning er ingen garanti for fremtidig avkastning. Fremtidig avkastning vil blant annet avhenge av markedsutviklingen, forvalterens dyktighet, fondets risikoprofil og forvaltningshonorar. Avkastningen kan bli negativ som følge av kurstap. Du kan laste ned mer informasjon fra våre nettsider eller vår lokale representant, herunder tegnings- og innløsningsblanketter, fondsprospekter, nøkkelinformasjon (KIID), forretningsvilkår, årsrapporter og månedlige rapporter. Vurderinger er basert på porteføljeforvalterens syn på et gitt tidspunkt og kan bli endret på ethvert tidspunkt uten nærmere varsel. Rapporten må ikke oppfattes som en anbefaling om å kjøpe eller selge finansielle instrumenter. SKAGEN fraskriver seg ethvert ansvar for direkte- og indirekte tap samt utgifter pådratt i forbindelse med bruk av eller forståelsen av innholdet i rapporten. Ansatte i SKAGEN vil kunne eie finansielle instrumenter utstedt av selskaper som er omtalt i rapporten eller som fondene har i sine porteføljer.