

A strong quarter

Financial markets were strong in the third quarter, but with an upswing in Covid-19 infection rates, uncertainty returned to the markets towards the end of the period.

Fund development

SKAGEN Tellus had a slightly negative development in the third quarter, driven mainly by weak currencies, but ended the period ahead of the benchmark. The largest positive contributors to fund performance were our investments in Uruguay and the Dominican Republic thanks to falling interest rates in those countries. Meanwhile, the largest detractors were our US and Peruvian positions driven by weak currencies. We reduced our US duration exposure during the quarter and swapped our local currency denominated Chilean bond with a euro denominated one on maturity.

Return of the virus and increasing debt levels

Towards the end of the quarter we saw an upswing in Covid-19 and many countries are currently facing a second wave of infections. This has led to new rounds of containment measures and limitations on movement. While the measures have been less restrictive than earlier this year, it is clear that the economic recovery is slowing. This contributed to increased uncertainty in financial markets and both credit spreads and emerging market currencies performed poorly during September.

The severe situation that the world economy currently faces will have major consequences for both private and public debt levels around the

world. The combination of decreasing revenues and increasing expenditure will lead to significant surges in leverage ratios. So far government and supranational support, along with the ultra-low interest rate environment, have kept the wheels turning, but as we start to see support measures fade, there will be an increasing danger of financial stress amongst both private and public debtors.

Economists from the World Bank recently warned that not since the emerging market debt crisis of the 1980s have they seen larger government debt restructuring needs. In addition, they warn that increased private ownership of government debt will make restructuring processes more challenging and time consuming in the future. This is something we are monitoring closely to avoid excessive risk taking in our funds.

New policy measures in the hunt for inflation

In August, the US Federal Reserve (Fed) announced a change in their inflation targeting from an absolute target to an average inflation target. This means that the goal now is to achieve 2 percent inflation on average over time. In practice this means that a period of inflation below 2 percent will be followed by a period of inflation above 2 percent. The change was not unexpected, but with this change, the Fed seeks to create higher inflation expectations and thereby achieve higher realised inflation.



Foto: Shutterstock

ECB follows suit

At the end of September, the European Central Bank (ECB) also signalled that they were thinking along the same lines when the head of the ECB, Christine Lagarde, announced that they would consider the option of an average inflation target. As such, the central banks are signalling that they intend to keep monetary policy expansive even if inflation should rise towards the target. In other words, we can expect policy rates to stay low for an extended period.



Foto: Shutterstock

Outlook

Once again, we are seeing historically low interest rates in large parts of the world. Given the substantial challenges the world faces due to Covid-19, expectations are that interest rates will stay at a low level for an extended period. We do however still find opportunities for good investments in emerging markets where interest rates are higher. At the same time, we find it more important than ever to tread carefully to avoid the countries that are creating future problems for themselves due to overly large debt build-up during the current crisis.

SKAGEN Tellus investerer i en aktivt forvaltet og diversifisert portefølje av hovedsakelig statsobligasjoner fra hele verden. Fondet passer for dem som ønsker å investere i et obligasjonsfond, enten alene eller som del i en veldiversifisert, og som har minst tre års investeringshorisont. Investorer bør tolerere valutasvingninger.

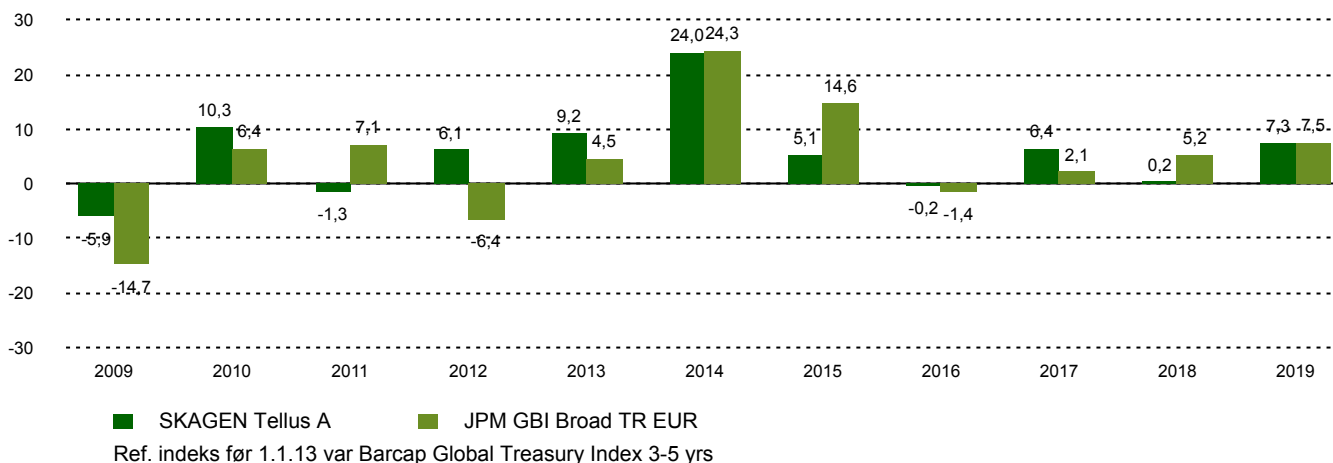
Historisk avkastning

Periode	SKAGEN Tellus A	Referanseindeks
Siste måned	6,5%	8,2%
Hittil i kvartal	1,1%	0,1%
Hittil i år	6,7%	15,0%
Siste år	6,0%	11,3%
Siste 3 år	6,2%	10,6%
Siste 5 år	4,4%	6,0%
Siste 10 år	6,0%	6,8%
Siden start	6,1%	6,4%

Fondsfakta

Type	Obligasjonsfond
Domisil	Norge
Start dato	29.09.2006
Morningstarkategori	Rente, Globale Obligasjoner - EUR fokusert
ISIN	NO0010327786
NAV	122,19 NOK
Årlig forvaltningshonorar	0.80%
Referanseindeks	JPM GBI Broad TR EUR
Forvaltningskapital (mill.)	417,77 NOK
Rentefølsomhet	5,12
Vektet gj.sn. løpetid	6,17
Effektiv rente	2,58%
Antall poster	12
Porteføljeforvalter	Jane Tvedt

Avkastning siste 10 år



Bidragsyttere i kvartalet



Største positive bidragsyttere

Navn	Vekt (%)	Bidrag (%)
Uruguay Government	6,32	0,39
Dominican Republic	3,79	0,33
Croatia Government	7,22	0,26
Serbian Government	4,74	0,17
Mexican Bonos	6,02	0,12



Største negative bidragsyttere

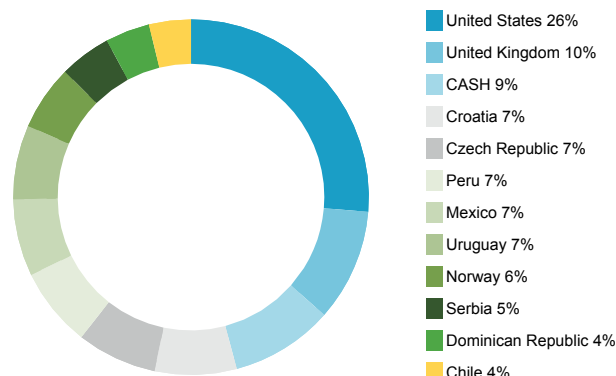
Navn	Vekt (%)	Bidrag (%)
United States Treasury	25,75	-1,10
Peruvian Government	7,27	-0,38
European Bank for Recon & Dev	4,96	-0,18
Czech Republic	7,17	-0,09
Norway Government	5,98	-0,07

I NOK for alle andelsklasser

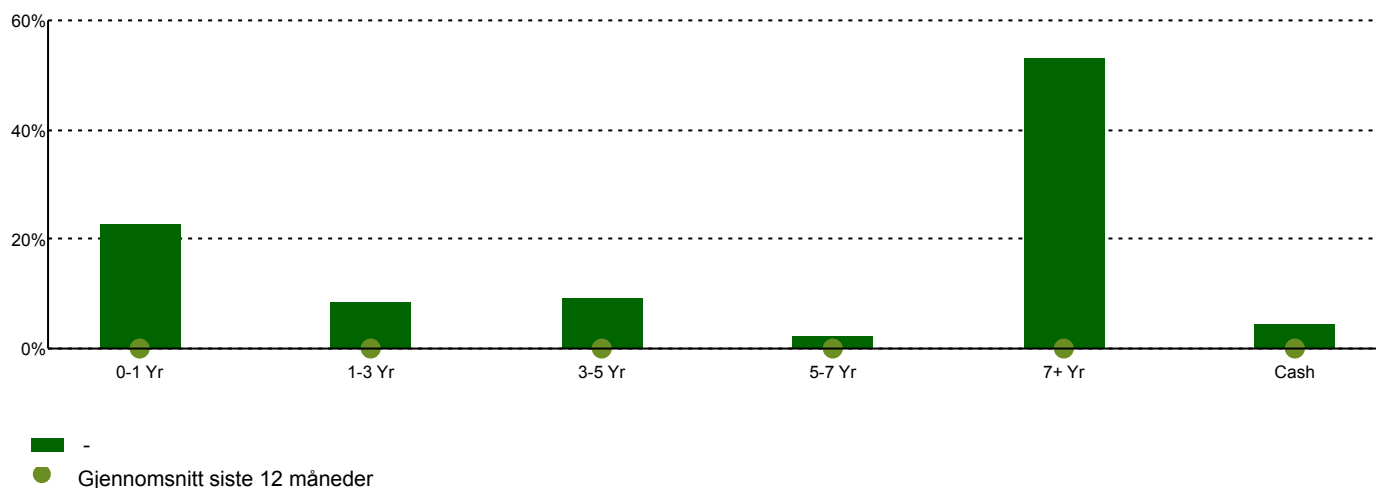
10 største investeringer

Navn	Prosent av fond
US Government	26,3
UK Government	10,2
Republic of Croatia	7,4
Czech Republic Government	7,3
Republic of Peru	7,2
Mexico	7,0
Oriental Republic of Uruguay	6,7
Kongeriket Norge	5,9
European Bank for Reconstruction & Development	5,1
Republic of Serbia	4,7
Total	87,9

Landeksponering



Tid til forfall



Kontakt



+47 51 80 39 00



kundeservice@skagenfondene.no



SKAGEN AS, Postboks 160, 4001 Stavanger

Viktig informasjon

All informasjon er basert på mest oppdaterte tall tilgjengelig. Med mindre noe annet er opplyst, vil avkastningsdata være relatert til andelsklasse A og vises etter fradrag for honorarer. All informasjon er fremstilt av SKAGEN AS (SKAGEN) med mindre noe annet er opplyst. Alle SKAGENS aksje- og obligasjonsfond har dansk risikomerking gul. Historisk avkastning er ingen garanti for fremtidig avkastning. Fremtidig avkastning vil blant annet avhenge av markedsutviklingen, forvalterens dyktighet, fondets risikoprofil og forvaltningshonorar. Avkastningen kan bli negativ som følge av kurstap. Du kan laste ned mer informasjon fra våre nettsider eller vår lokale representant, herunder tegnings- og innløsningsblanketter, fondsprospekter, nøkkelinformasjon (KIID), forretningsvilkår, årsrapporter og månedlige rapporter. Vurderinger er basert på porteføljeforvalternes syn på et gitt tidspunkt og kan bli endret på ethvert tidspunkt uten nærmere varsel. Rapporten må ikke oppfattes som en anbefaling om å kjøpe eller selge finansielle instrumenter. SKAGEN fraskriver seg ethvert ansvar for direkte- og indirekte tap samt utgifter pådratt i forbindelse med bruk av eller forståelsen av innholdet i rapporten. Ansatte i SKAGEN vil kunne eie finansielle instrumenter utstedt av selskaper som er omtalt i rapporten eller som fondene har i sine porteføljer.